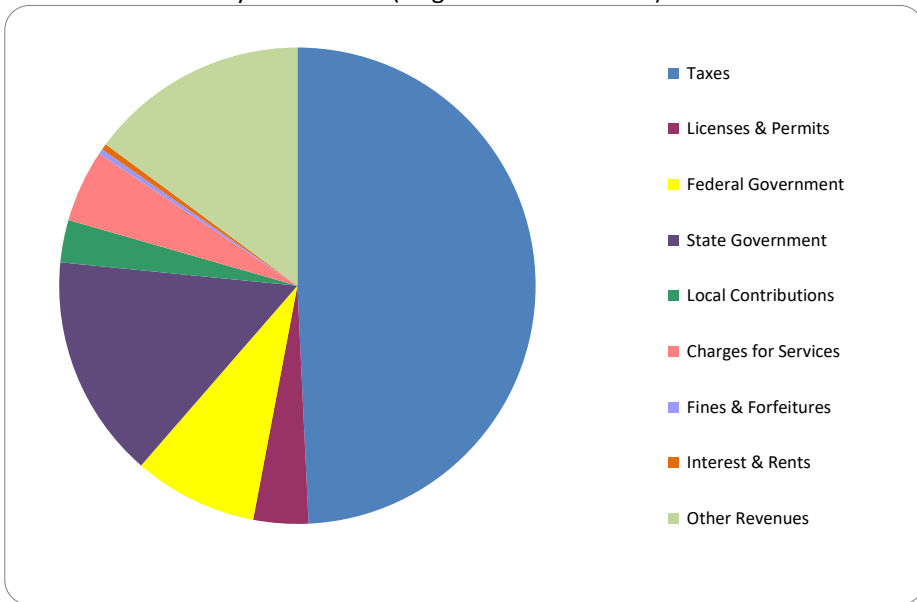


CITIZEN'S GUIDE TO LOCAL UNIT FINANCES - Township of Clay (74-1060)

REVENUES

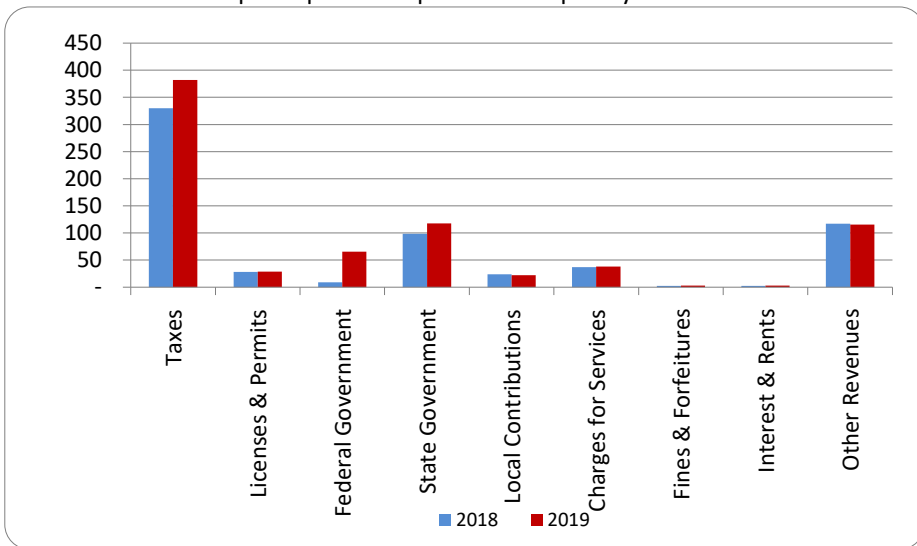
1. Where our money comes from (all governmental funds)



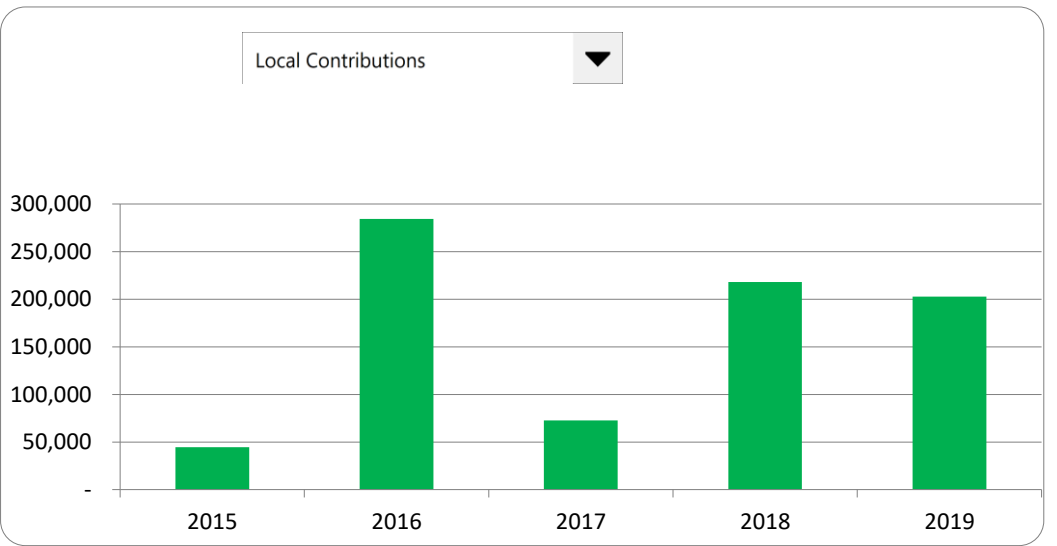
2. Compared to the prior year

	<u>2018</u>	<u>2019</u>	<u>% change</u>
Taxes	\$ 2,992,513	\$ 3,466,085	15.83%
Licenses & Permits	255,411	262,208	2.66%
Federal Government	82,340	591,946	618.90%
State Government	891,795	1,068,143	19.77%
Local Contributions	217,952	202,732	-6.98%
Charges for Services	336,596	345,517	2.65%
Fines & Forfeitures	20,295	24,315	19.81%
Interest & Rents	21,994	29,232	32.91%
Other Revenues	1,060,889	1,047,302	-1.28%
Total Revenues	\$ 5,879,785	\$ 7,037,480	19.69%

3. Revenue sources per capita - compared to the prior year



4. Historical trends of individual sources



Commentary:

For more information on our unit's finances, contact Kristi Hiltunen at 810-794-9303.