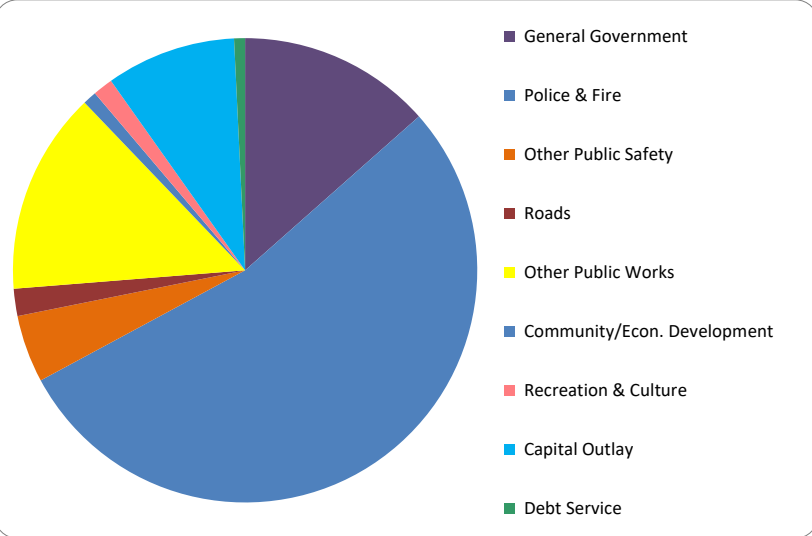


**CITIZEN'S GUIDE TO LOCAL UNIT FINANCES - Township of Clay (74-1060)**

**EXPENDITURES**

**1. Where we spend our money (all governmental funds)**

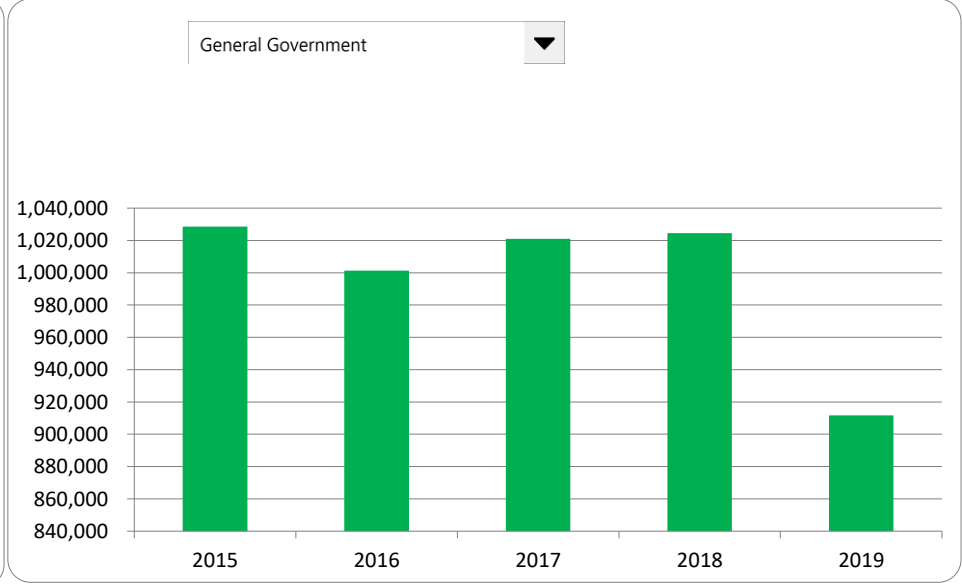
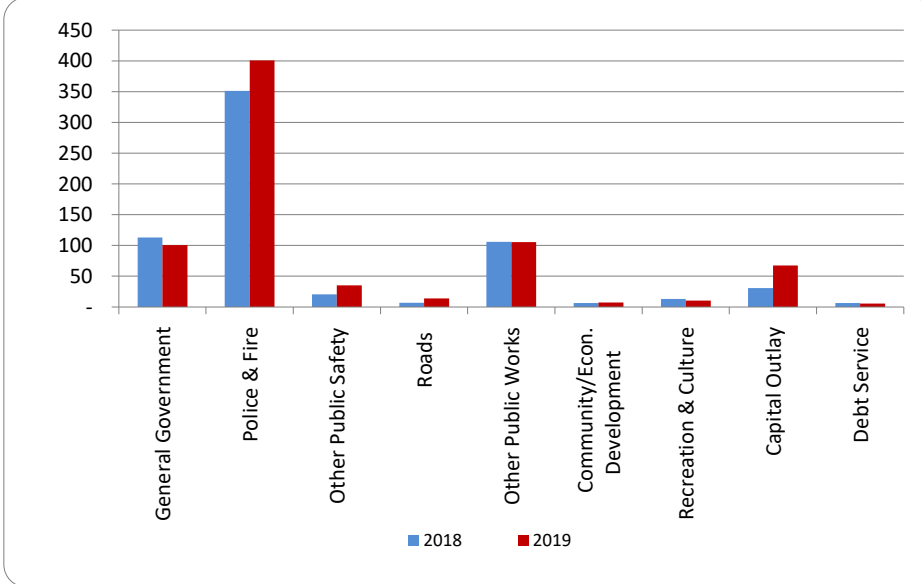
**2. Compared to the prior year**



	<u>2018</u>	<u>2019</u>	<u>% change</u>
General Government	\$ 1,024,567	\$ 911,668	-11.02%
Police & Fire	3,184,220	3,631,438	14.04%
Other Public Safety	185,386	318,159	71.62%
Roads	63,824	128,401	101.18%
Other Public Works	961,690	955,029	-0.69%
Health & Welfare	-	-	N/A
Community/Econ. Development	56,894	64,580	13.51%
Recreation & Culture	119,476	94,279	-21.09%
Capital Outlay	277,358	612,042	120.67%
Debt Service	57,550	51,500	-10.51%
Other Expenditures	-	-	N/A
<b>Total Expenditures</b>	<b>\$ 5,930,965</b>	<b>\$ 6,767,096</b>	<b>14.10%</b>

**3. Spending per capita - compared to the prior year**

**4. Historical trends of individual departments:**



Commentary:

For more information on our unit's finances, contact Kristi Hiltunen at 810-794-9303.